

Scaled data based on original data using
LM-79-08 Approved Method: Electrical and Photometric Measurements of Solid-
State Lighting Products

Test Report Prepared for
Cooper Lighting Solutions
(formerly Eaton)

Brand: INVUE

Report Number: P173215

Luminaire Tested: **ENC-EXX-LED-E1-BL2-7030-CWB**

Issue Date: 03/03/2020

Test Information

Test Method: LM-79-08
Report Number: P173215
REPORT IS SCALED FROM IESNA LM-79-08 TEST DATA (P33644)
Test Lab: INNOVATION CENTER-P3
Issue Date: 03/03/2020
Manufacturer: COOPER LIGHTING SOLUTIONS (FORMERLY EATON)
Product Line: INVUE
Catalog Number: ENC-EXX-LED-E1-BL2-7030-CWB
Description: ENTRI LED LUMINAIRE, EMERGENCY MODE
LIGHTBARS WITH AccuLED OPTICS - TYPE 2
Light Source: (42) 3000K CCT, 70 CRI LEDs
Ballast/Driver: -

Summary

Lumens per Lamp: N/A
Luminaire Lumens: 1619.4 lumens
Efficiency: N/A
Efficacy: 294.4 lumens/watt
Luminous Opening: Rectangular (W 1' x L: 0.33' x H: 0')
IES Classification: Type II - Short - Semi-Cutoff
BUG Rating: B1 - U0 - G1

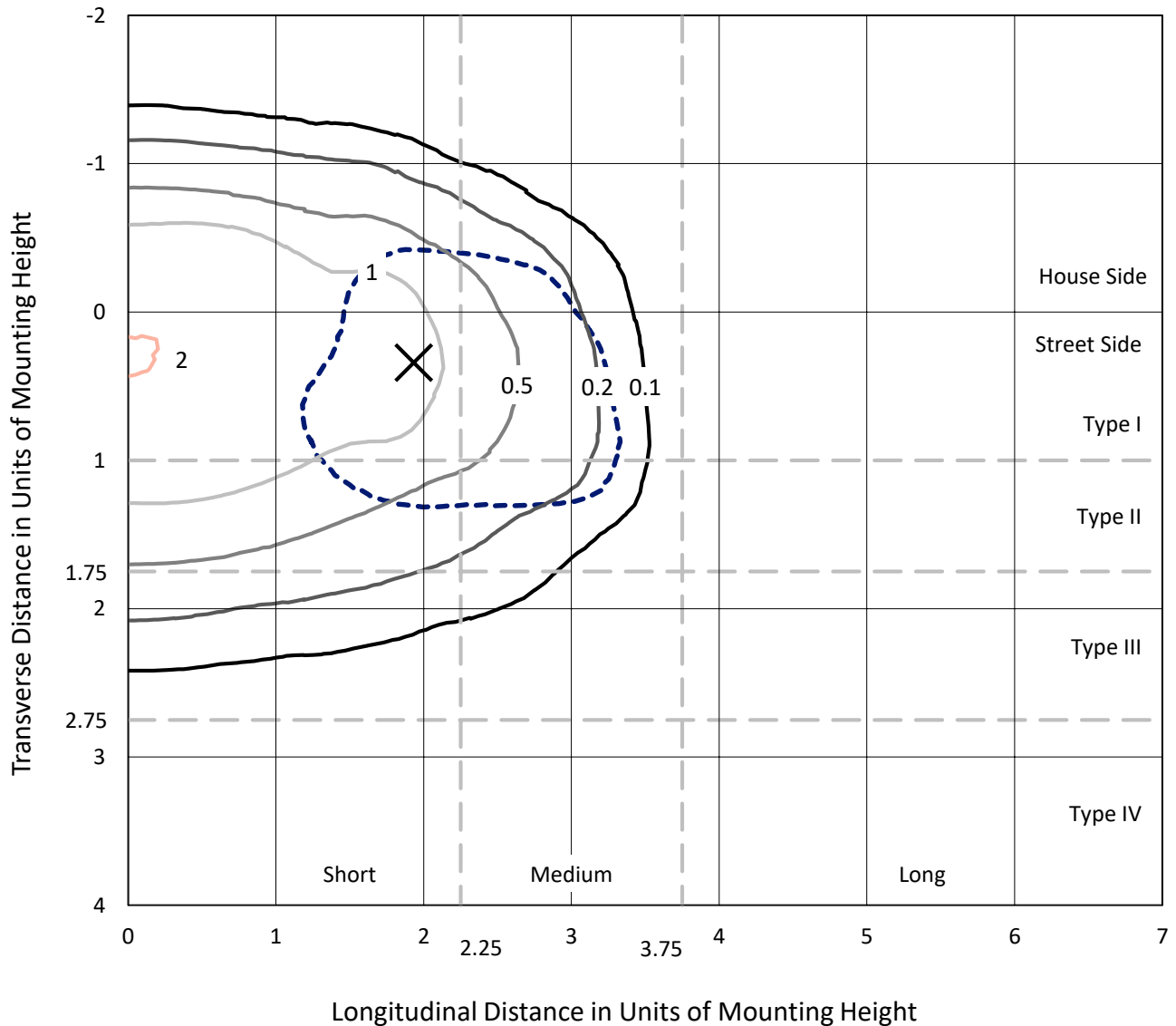
Input Watts (W): 5.5
Input Voltage (V): NR
Input Current (Ain): NR
Voltage Rise (V): NR
Power Factor: NR
Total Harmonic Distortion (THDi): NR
Frequency (hertz): 60
Stabilization Time: NR
Operation Time: NR
Ambient Temperature (°C): NR
Test Distance: 25 FT



REPORT NUMBER: P173215
 CATALOG NUMBER: ENC-EXX-LED-E1-BL2-7030-CWB

Iso-Footcandle Lines of Horizontal Illumination

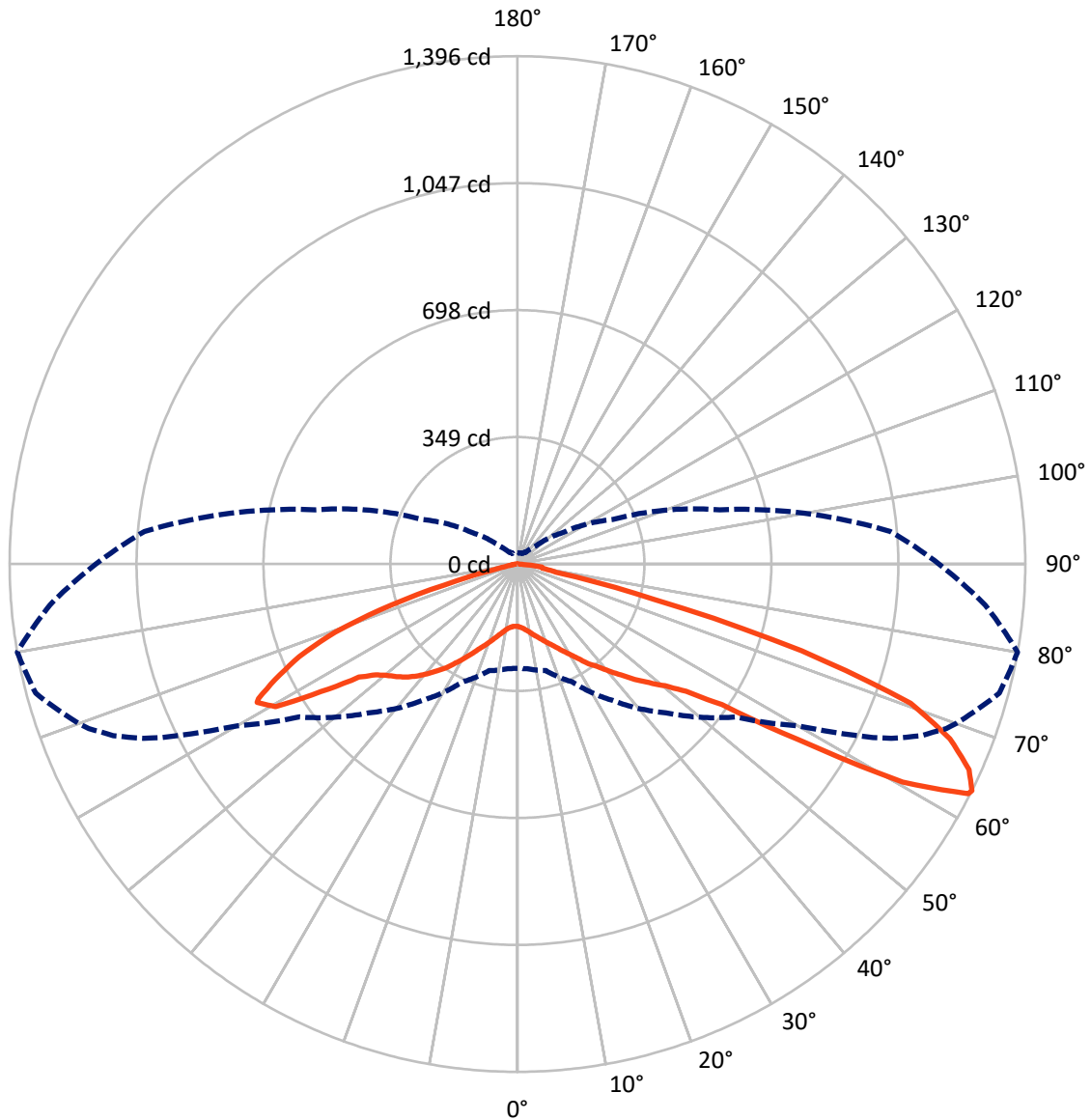
✕ Max cd
 - - - 1/2 Max cd



Based on 10 foot mounting height. Maximum calculated value = 2.1 fc
 Type II - Short - Semi-Cutoff

REPORT NUMBER: P173215
CATALOG NUMBER: ENC-EXX-LED-E1-BL2-7030-CWB

Luminous Intensity Polar Plot



— Vertical Plane Through 80-Deg Lateral - - - Horizontal Cone Through 63-Deg Vertical

REPORT NUMBER: P173215

CATALOG NUMBER: ENC-EXX-LED-E1-BL2-7030-CWB

FLUX DISTRIBUTION:

		Downward	Upward	Total
House Side	Lumens	504.3	0.0	504.3
	% Fixture	31.1	0.0	31.1
Street Side	Lumens	1115.0	0.0	1115.0
	% Fixture	68.9	0.0	68.9
Total	Lumens	1619.4	0.0	1619.4
	% Fixture	100.0	0.0	100.0

Coefficient of Utilization

ZONAL LUMENS:

Zone	Lumens	% Fixture
0°-10°	17.2	1.1
10°-20°	59.0	3.6
20°-30°	110.8	6.8
30°-40°	175.8	10.9
40°-50°	265.4	16.4
50°-60°	373.0	23.0
60°-70°	435.3	26.9
70°-80°	168.2	10.4
80°-90°	14.6	0.9
90°-100°	0.0	0.0
100°-110°	0.0	0.0
110°-120°	0.0	0.0
120°-130°	0.0	0.0
130°-140°	0.0	0.0
140°-150°	0.0	0.0
150°-160°	0.0	0.0
160°-170°	0.0	0.0
170°-180°	0.0	0.0
0°-90°	1619.4	100.0
0°-180°	1619.4	100.0



REPORT NUMBER: P173215

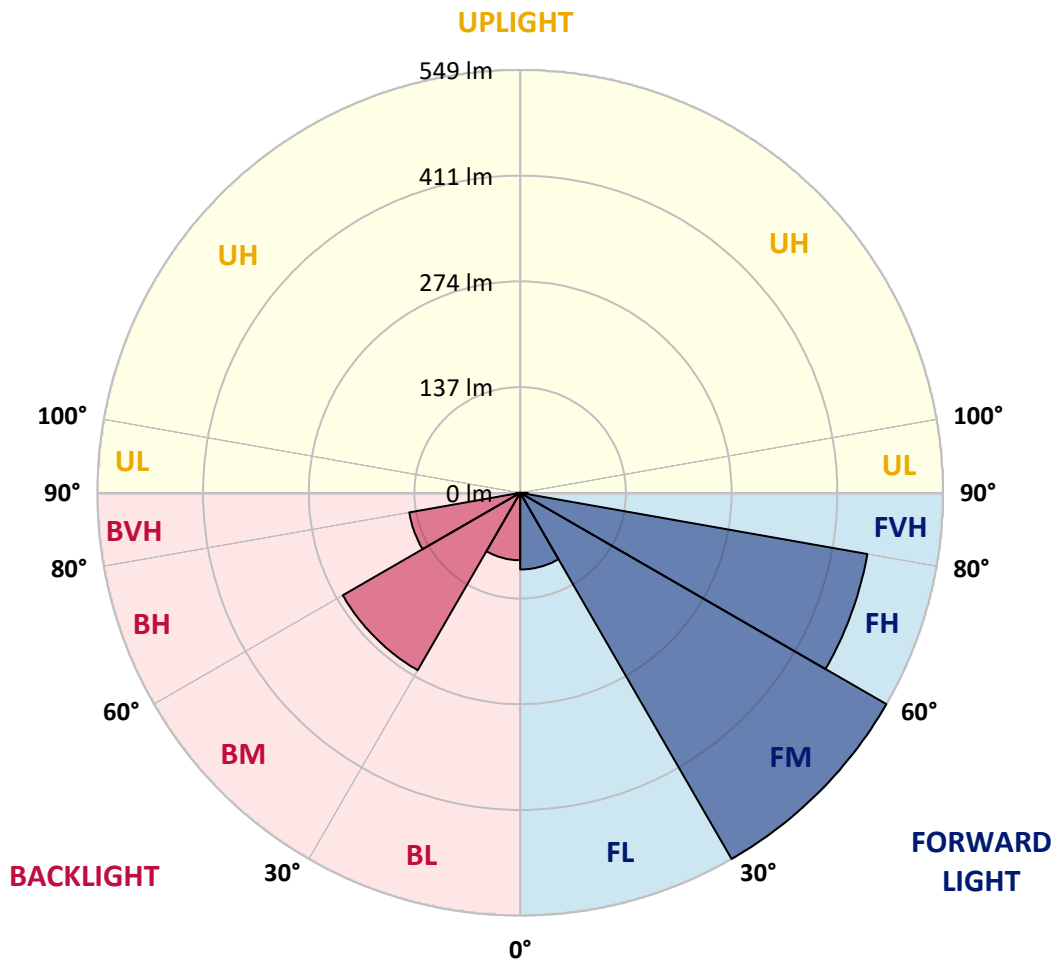
CATALOG NUMBER: ENC-EXX-LED-E1-BL2-7030-CWB

LUMINAIRE CLASSIFICATION SYSTEM LUMEN TABLE AND BUG RATING:

Zone		Lumens	% Fixture	Zone Rating/Lumen Limit		
				B	U	G
FL	(0°-30°)	99.5	6.1			
FM	(30°-60°)	548.5	33.9			
FH	(60°-80°)	457.3	28.2			G0/660
FVH	(80°-90°)	9.8	0.6			G0/10
BL	(0°-30°)	87.5	5.4	B0/110		
BM	(30°-60°)	265.8	16.4	B1/1000		
BH	(60°-80°)	146.2	9.0	B1/500		G1/500
BVH	(80°-90°)	4.9	0.3			G0/10
UL	(90°-100°)	0.0	0.0		U0/0	
UH	(100°-180°)	0.0	0.0		U0/0	

BUG Rating: B1-U0-G1

Type II Short





REPORT NUMBER: P173215
 CATALOG NUMBER: ENC-EXX-LED-E1-BL2-7030-CWB

CANDELA DISTRIBUTION (FULL):

	0°	5°	15°	25°	35°	45°	55°	60°	61°	62°	64°
0°	171.5	171.5	171.5	171.5	171.5	171.5	171.5	171.5	171.5	171.5	171.5
2.5°	180.1	179.5	179.8	179.5	179.5	178.9	177.1	177.1	176.8	177.1	176.5
5°	189.9	189.6	189.2	188.7	188.7	187.5	184.5	183.9	184.2	183.6	182.4
7.5°	200.8	200.5	199.9	198.7	198.1	196.4	192.2	191.6	191.3	190.7	189.9
10°	211.7	211.4	210.5	209.1	207.6	204.9	200.8	199.3	199.0	198.7	197.8
12.5°	223.0	222.1	222.4	219.7	217.3	214.1	209.4	207.9	207.6	207.3	207.0
15°	235.4	235.1	234.5	230.9	226.5	222.1	217.3	215.6	214.4	214.7	214.4
17.5°	247.2	246.9	244.9	239.8	233.9	228.9	223.0	221.8	221.8	221.5	221.5
20°	255.8	255.5	253.4	247.2	239.5	233.9	229.2	229.2	228.9	229.2	229.5
22.5°	259.6	259.6	257.0	250.2	241.9	237.7	236.3	237.2	237.4	237.7	238.4
25°	261.1	261.1	258.5	250.5	242.8	243.4	245.2	246.6	247.2	247.2	249.3
27.5°	263.8	264.1	260.5	252.0	245.7	251.3	255.8	257.8	258.8	259.3	262.0
30°	271.8	271.5	268.5	259.3	254.6	262.6	270.6	272.6	274.7	274.7	277.7
32.5°	283.6	283.3	281.5	274.4	272.3	282.4	289.5	293.9	293.7	294.2	296.3
35°	299.3	299.5	300.7	299.0	300.7	310.8	318.8	320.6	320.8	321.1	321.4
37.5°	317.0	317.3	323.8	329.4	337.4	352.2	356.9	357.8	355.7	355.7	355.1
40°	330.3	331.8	346.3	361.1	377.9	398.0	405.1	403.3	401.9	400.7	397.1
42.5°	357.5	358.4	373.8	395.1	418.7	446.5	458.9	453.0	452.7	447.4	444.8
45°	384.7	387.1	403.6	427.6	456.0	494.4	512.7	507.7	506.8	504.5	497.1
47.5°	406.3	409.6	427.9	456.3	488.8	533.2	566.0	569.5	567.5	564.8	558.9
50°	424.6	427.3	445.9	477.0	514.2	562.7	609.7	622.5	624.2	623.0	621.6
52.5°	436.5	439.1	457.5	490.6	529.0	584.6	642.3	667.4	672.7	672.5	678.6
55°	436.8	439.7	458.6	495.0	537.3	599.7	672.5	712.1	718.6	726.6	739.9
57.5°	420.5	423.4	447.1	489.1	539.7	611.5	701.7	771.5	789.2	804.9	841.6
60°	375.2	376.4	402.5	458.6	528.4	608.9	723.9	822.6	847.8	881.8	941.0
62.5°	305.8	308.1	324.1	378.8	476.1	585.5	732.8	879.7	921.1	970.8	1065.4
63°	286.5	288.6	303.4	357.5	458.4	578.1	732.5	888.9	934.4	985.6	1087.6
65°	221.2	221.8	232.7	273.5	376.1	524.3	716.5	875.9	933.5	993.3	1100.3
67.5°	178.3	180.4	191.3	220.0	297.2	440.3	644.9	758.8	798.1	857.0	984.4
70°	139.6	143.1	153.5	186.0	253.4	354.6	542.6	633.4	657.7	685.8	794.0
72.5°	92.3	93.1	94.9	113.0	176.8	275.9	451.6	513.4	522.8	542.9	595.9
75°	43.5	46.7	49.4	58.5	85.5	180.7	327.4	364.6	375.9	396.8	416.1
77.5°	18.9	18.6	19.8	26.9	44.9	80.4	203.7	269.4	273.2	268.5	260.2
80°	5.9	6.2	6.5	7.1	14.2	38.4	88.1	181.0	199.9	212.6	209.1
82.5°	0.6	0.3	0.9	1.8	2.9	5.6	33.1	84.9	106.7	131.0	162.0
85°	0.0	0.0	0.3	0.3	0.6	1.2	2.1	8.9	14.8	17.2	34.0
87.5°	0.0	0.0	0.3	0.3	0.6	0.9	0.9	1.2	1.2	1.2	1.2
90°	0.0	0.0	0.0	0.0	0.0	0.0	0.0	0.0	0.0	0.0	0.0



REPORT NUMBER: P173215

CATALOG NUMBER: ENC-EXX-LED-E1-BL2-7030-CWB

CANDELA DISTRIBUTION (continued):

	65°	66°	67°	68°	69°	70°	75°	80°	85°	90°	95°
0°	171.5	171.5	171.5	171.5	171.5	171.5	171.5	171.5	171.5	171.5	171.5
2.5°	176.3	176.3	175.6	175.9	175.6	175.6	175.1	174.5	174.2	172.7	171.8
5°	182.4	182.4	182.1	181.6	181.6	181.3	179.8	178.3	177.4	175.6	173.9
7.5°	189.6	189.2	188.7	188.1	188.1	187.8	185.7	184.2	182.4	179.8	177.7
10°	197.8	197.5	196.9	196.1	196.1	195.7	193.7	191.3	189.9	186.6	183.9
12.5°	206.7	205.8	205.5	204.9	204.3	204.3	202.5	200.2	199.0	195.5	192.8
15°	214.1	213.5	213.2	212.9	212.6	212.0	210.5	208.5	207.6	204.6	202.5
17.5°	221.2	221.2	221.5	220.9	220.6	220.0	219.1	218.5	217.6	215.0	213.8
20°	229.5	229.5	230.1	229.8	229.5	230.4	230.1	229.8	229.8	227.4	226.5
22.5°	239.2	238.9	239.8	239.5	239.8	240.7	241.9	241.3	242.5	241.0	240.4
25°	250.5	250.2	251.0	251.7	252.2	252.8	255.2	255.8	257.3	257.0	255.8
27.5°	263.2	263.5	263.8	265.3	266.1	266.7	270.0	271.8	274.7	273.5	274.7
30°	277.9	279.4	280.6	282.1	282.4	283.0	288.3	290.1	291.6	292.5	294.2
32.5°	298.4	299.3	299.5	301.3	301.9	302.8	308.4	310.8	312.9	313.1	316.4
35°	323.2	323.8	324.7	325.6	326.8	326.2	332.7	336.2	338.9	339.2	342.7
37.5°	356.0	354.0	354.8	353.7	351.9	351.9	354.0	357.5	360.5	362.8	366.4
40°	395.3	393.9	393.6	390.9	388.0	385.3	384.1	386.2	388.5	390.6	395.1
42.5°	440.3	438.8	433.8	432.0	427.0	424.0	416.1	416.9	421.1	422.3	424.9
45°	493.0	487.6	485.8	474.9	472.8	468.7	453.6	452.4	456.0	456.3	454.5
47.5°	553.0	549.1	545.0	537.3	529.3	522.5	499.4	487.3	491.2	490.9	482.3
50°	618.3	617.7	611.5	606.5	599.4	589.6	548.6	526.4	529.3	526.7	511.0
52.5°	680.7	679.0	678.6	674.8	672.1	668.9	618.9	580.8	574.0	568.4	548.3
55°	746.4	750.8	747.9	754.0	758.8	758.2	737.5	681.6	647.0	642.6	611.8
57.5°	855.8	866.4	880.6	881.2	893.9	912.3	949.5	909.3	822.6	805.5	764.4
60°	981.2	1008.6	1044.1	1061.6	1088.8	1117.2	1210.6	1216.8	1095.6	1029.4	954.0
62.5°	1107.1	1143.2	1185.2	1212.4	1246.1	1268.3	1367.1	1390.7	1280.1	1158.0	1033.8
63°	1133.8	1170.7	1207.1	1233.7	1262.1	1282.5	1371.2	1396.0	1290.2	1158.3	1028.8
65°	1147.6	1182.3	1210.6	1234.3	1253.2	1267.1	1337.2	1364.1	1276.9	1115.4	972.3
67.5°	1042.1	1097.7	1133.5	1162.1	1181.3	1200.6	1265.0	1281.9	1220.1	1032.0	886.5
70°	862.6	926.7	983.2	1027.9	1061.0	1090.3	1158.0	1146.5	1093.2	896.9	752.0
72.5°	634.6	690.5	745.5	796.0	839.2	876.5	921.1	816.8	735.7	596.4	520.4
75°	426.7	438.8	464.0	489.1	504.8	515.4	487.9	388.9	315.8	283.3	247.8
77.5°	252.0	243.7	244.5	238.4	234.2	233.3	195.7	108.8	57.4	58.5	61.5
80°	201.1	191.9	182.1	171.2	164.1	156.4	127.5	69.8	24.8	20.1	21.0
82.5°	162.6	160.3	155.0	143.7	132.5	119.2	91.1	67.1	14.2	11.2	12.1
85°	31.6	35.5	31.9	34.9	26.0	24.5	14.5	15.7	5.6	5.0	6.2
87.5°	1.2	1.2	1.2	1.2	1.2	1.2	1.2	1.2	1.2	1.2	2.4
90°	0.0	0.0	0.0	0.0	0.0	0.0	0.0	0.0	0.0	0.0	0.0



REPORT NUMBER: P173215
 CATALOG NUMBER: ENC-EXX-LED-E1-BL2-7030-CWB

CANDELA DISTRIBUTION (continued):

	105°	115°	125°	135°	145°	155°	165°	175°	180°
0°	171.5	171.5	171.5	171.5	171.5	171.5	171.5	171.5	171.5
2.5°	170.3	169.1	168.3	167.1	166.5	165.6	165.3	164.4	164.7
5°	170.9	168.8	167.1	165.3	164.1	163.5	162.9	162.3	162.3
7.5°	173.9	171.2	169.1	167.1	166.2	165.0	164.7	163.8	163.8
10°	180.1	177.1	174.5	172.1	170.9	169.4	168.8	168.0	168.0
12.5°	189.2	186.6	183.6	180.1	177.7	175.9	174.5	173.9	173.9
15°	199.6	197.5	195.2	190.4	186.6	183.3	180.4	179.2	178.9
17.5°	212.0	210.3	207.9	202.5	196.4	189.6	184.5	182.1	181.9
20°	227.1	225.3	221.8	214.4	204.6	194.0	186.0	182.4	182.1
22.5°	242.5	242.5	236.6	224.4	210.0	195.7	185.1	180.4	179.5
25°	259.3	260.2	251.3	232.4	212.9	194.9	181.3	175.3	174.2
27.5°	279.7	278.9	264.1	238.6	213.2	191.3	175.1	168.0	166.8
30°	302.2	296.3	274.4	242.2	211.1	184.8	166.8	158.8	157.9
32.5°	324.7	312.0	282.1	242.8	205.2	175.3	155.8	147.6	146.4
35°	348.6	325.9	286.8	239.5	195.5	162.6	142.2	134.3	133.1
37.5°	368.7	336.5	288.3	230.9	180.7	147.9	129.8	121.5	119.5
40°	387.1	344.2	285.7	217.1	164.1	133.4	116.8	109.7	109.1
42.5°	403.9	347.8	276.2	199.0	147.6	121.0	105.9	99.1	98.5
45°	416.9	345.4	260.2	179.2	133.9	110.3	96.1	89.9	88.7
47.5°	425.2	336.8	238.4	162.6	122.7	99.4	85.5	79.0	77.8
50°	431.7	324.1	216.2	149.9	111.8	88.1	74.5	68.6	67.7
52.5°	440.3	307.8	196.9	138.4	99.1	75.4	63.3	57.7	56.8
55°	459.2	293.9	183.3	125.7	85.5	62.1	52.0	48.5	47.3
57.5°	523.4	298.7	174.8	110.3	69.8	50.0	43.2	41.1	40.8
60°	590.8	318.8	170.6	92.6	54.1	40.5	36.7	36.1	35.8
62.5°	587.3	300.7	153.5	72.7	41.7	33.4	31.6	31.9	31.9
63°	575.5	289.8	147.9	68.3	39.6	32.5	30.8	30.8	30.8
65°	503.9	245.7	120.1	51.7	33.1	29.0	27.5	27.8	28.1
67.5°	416.1	177.4	79.0	36.1	29.9	26.3	24.5	24.0	24.0
70°	318.2	119.5	46.7	31.3	29.6	24.5	21.6	21.0	21.0
72.5°	208.8	73.0	31.6	31.3	29.3	23.4	20.1	18.9	18.9
75°	95.8	36.1	26.3	30.2	27.8	21.6	17.7	16.3	16.0
77.5°	37.3	22.8	23.7	25.4	21.6	17.7	16.0	14.8	14.5
80°	21.6	18.3	20.7	18.3	15.7	13.6	13.6	12.7	12.4
82.5°	15.7	15.7	16.0	13.3	11.8	11.2	11.2	10.4	10.1
85°	11.2	11.5	13.3	10.7	9.2	8.0	7.4	7.4	7.1
87.5°	5.6	9.2	7.4	4.4	4.1	3.9	3.9	3.9	3.6
90°	0.0	0.0	0.0	0.0	0.0	0.0	0.0	0.0	0.0

(END OF REPORT)